	TECHNICAL SPECIFICATION		Nº: I-ET-3010.2E-1350-940-P4X-001	
	CLIENT: SRGE		SHEET: 1 of 11	
	JOB: REFERENCE HULL 01			
	AREA: -			
SRGE	TITLE: FPSO NAME		INTERNAL	
			ESUP	

MICROSOFT WORD / V. 2016 /I-ET-3010.2E-1350-940-P4X-001_A.DOCX

INDEX OF REVISIONS

REV.	DESCRIPTION AND/OR REVISED SHEETS
0	ORIGINAL ISSUE
A	REVISED ACCORDING TO THE BREADTH ALTERATION

	REV. 0	REV. A	REV. B	REV. C	REV. D	REV. E	REV. F	REV. G	REV. H
DATE	MAY/19/22	DEC/08/2022							
DESIGN	ENE	ENE							
EXECUTION	UPG6	NTX1							
CHECK	U4WW	UPG7							
APPROVAL	UPDM	CYEL							

INFORMATION IN THIS DOCUMENT IS PROPERTY OF PETROBRAS, BEING PROHIBITED OUTSIDE OF THEIR PURPOSE.

FORM OWNED TO PETROBRAS N-381 REV. L



TECHNICAL SPECIFICATION

Nº

I-ET-3010.2E-1350-940-P4X-001

REV.

A

AREA:

-

SHEET:

2

of

11

TITLE:

FPSO NAME

INTERNAL

ESUP

SUMMARY

1 INTRODUCTION	3
2 NORMATIVE REFERENCES	3
2.1 CODES AND STANDARDS	3
2.2 REFERENCE DOCUMENTS	3
2.3 ABBREVIATIONS	3
3 FPSO NAME, IMO NUMBER AND PORT OF REGISTRY	3
3.1 TRANSOM MARKS	4
3.2 ACCOMODATION FRONT BULKHEAD MARKS	6
3.3 MIDSHIP STARBOARD MARK	6
3.4 BOW PORT SIDE AND STARBOARD MARKS	7
3.5 BOW TRANSOM	9
4 PETROBRAS LETTER TYPE AND LOGO	11



AREA:

-

SHEET:

3

of

11

TITLE:

FPSO NAME

INTERNAL

ESUP

1 INTRODUCTION

This specification covers the minimum technical requirements for the hull marks such as:

- FPSO name;
- Port of registry;
- IMO number;
- No smoking sign;
- PETROBRAS logo.

2 NORMATIVE REFERENCES

2.1 CODES AND STANDARDS

The following codes and standards include provisions which, through reference in this text, constitute provisions of this specification. The latest issue of the references shall be used unless otherwise agreed.

- NORMAM 01
- MANUAL DO SISTEMA DE IDENTIDADE VISUAL PETROBRAS

2.2 REFERENCE DOCUMENTS

[1] I-ET-3010.00-1200-956-P4X-002	GENERAL PAINTING
[2] DR-ENGP-I-1.15	COLOR CODING

2.3 ABBREVIATIONS

CL: Center line;

ABL: Above base line.

3 FPSO NAME, IMO NUMBER AND PORT OF REGISTRY

The FPSO marks shall be made on:

- Transom;
- Accomodation front bulkhead;
- Midship starboard;
- Bow port side and starboard;
- Bow transom.



TECHNICAL SPECIFICATION

Nº

I-ET-3010.2E-1350-940-P4X-001

REV.

A

AREA:

-

SHEET:

4 of 11

TITLE:

FPSO NAME

INTERNAL

ESUP

The transom, accommodation front bulkhead and bow portside/starboard letter type shall be cut from a 6mm thickness steel plate of the same quality as the plate where it will be welded. The letters shall be welded with continuous fillet welds.

Midship starboard and bow transom marks shall be made by intermittent welding beads and painted inside.

The letter to be used shall be Petrobras Sans Xbold, please refer to item 4 - PETROBRAS LETTER TYPE AND LOGO.

Note: Welding to be performed after owner confirm the position.

3.1 TRANSOM MARKS

All letter shall be painted in white.

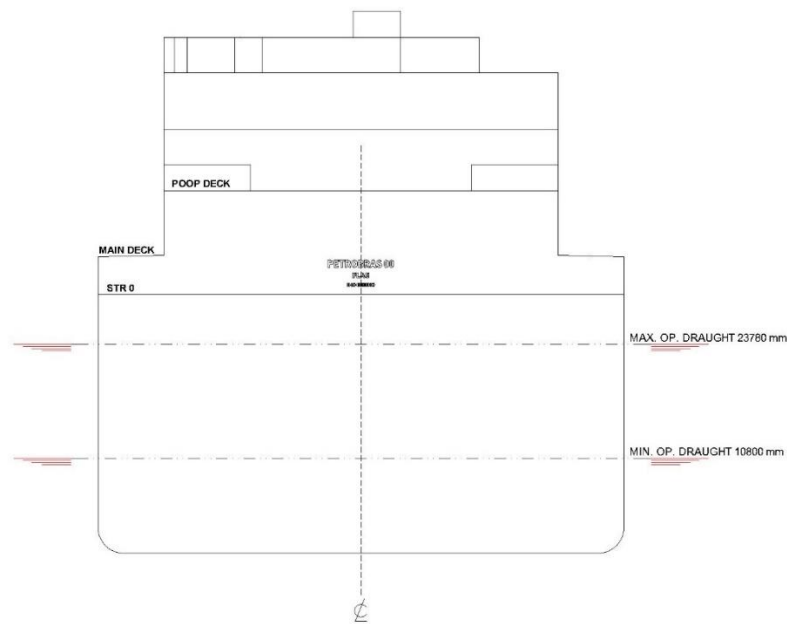


Figure 1 - Aft view of transom



TECHNICAL SPECIFICATION

Nº I-ET-3010.2E-1350-940-P4X-001

REV. A

AREA: -

SHEET: 5 of 11

TITLE: FPSO NAME

INTERNAL

ESUP

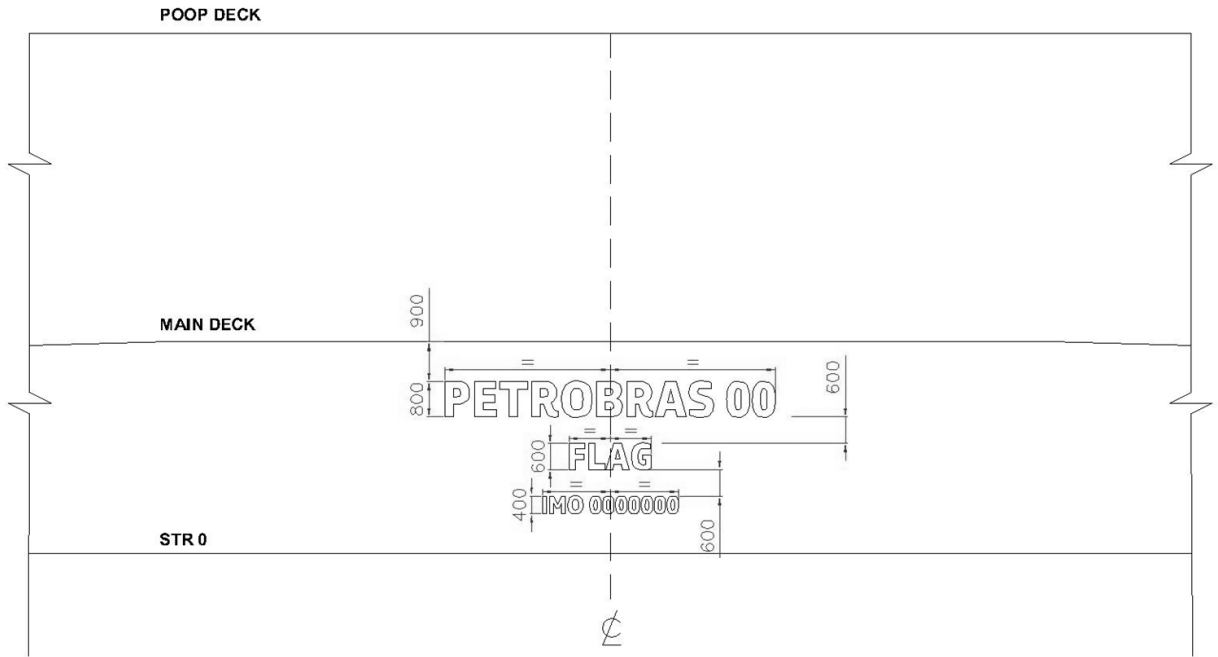


Figure 2 - Location of the transom marks (FPSO name, port of registry and IMO number)



Figure 3 - Detail of letter type of transom marks (FPSO name, port of registry and IMO number)

3.2 ACCOMODATION FRONT BULKHEAD MARKS

All letters of NO SMOKING sign and IMO NUMBER in front of accomodation shall be painted in black.

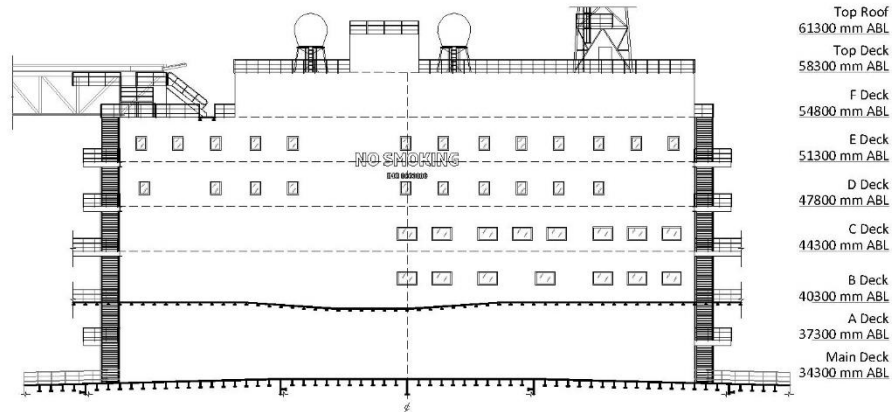


Figure 4 - Location of the NO SMOKING sign and IMO number in front of accomodation block

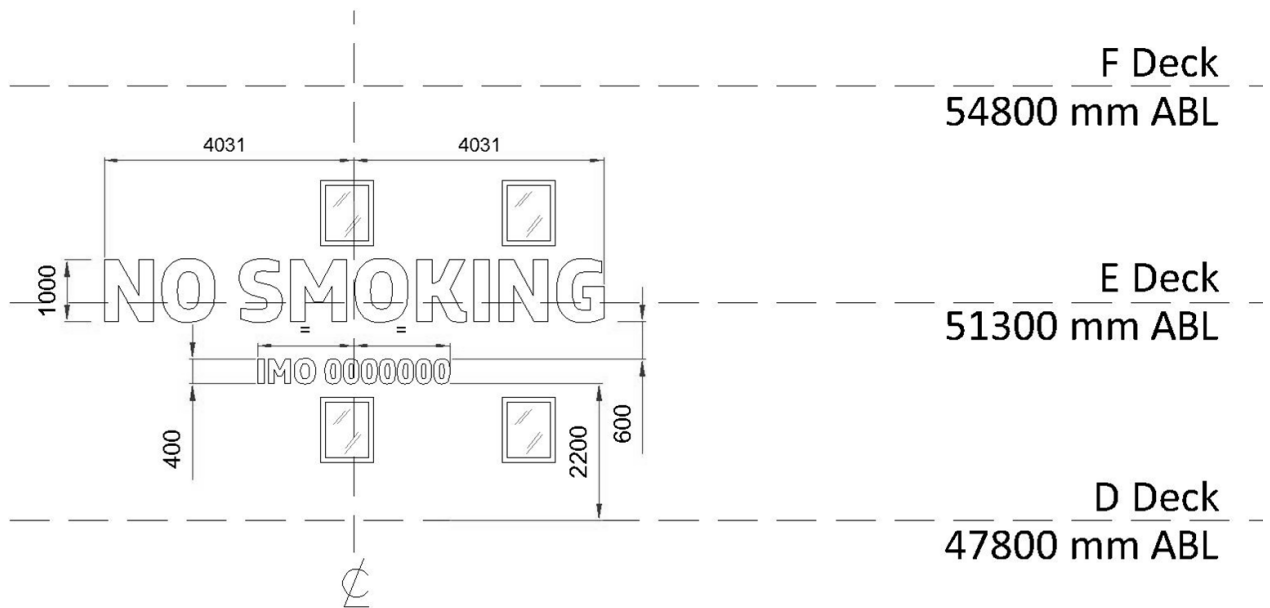


Figure 5 - Detail of the NO SMOKING sign and IMO number in front of accomodation block

3.3 MIDSHIP STARBOARD MARK

All letter shall be painted in white.

The letters shall be located in a way that no scupper or overboard discharge shall damage the painting.

Welding bead shall be as follows:

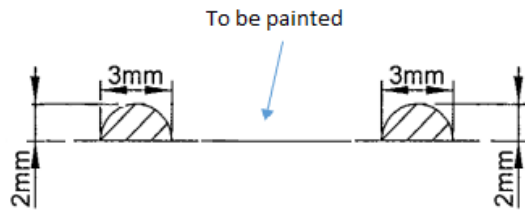


Figure 6 - Welding Beads



Figure 7 - Starboard profile view of the FPSO name

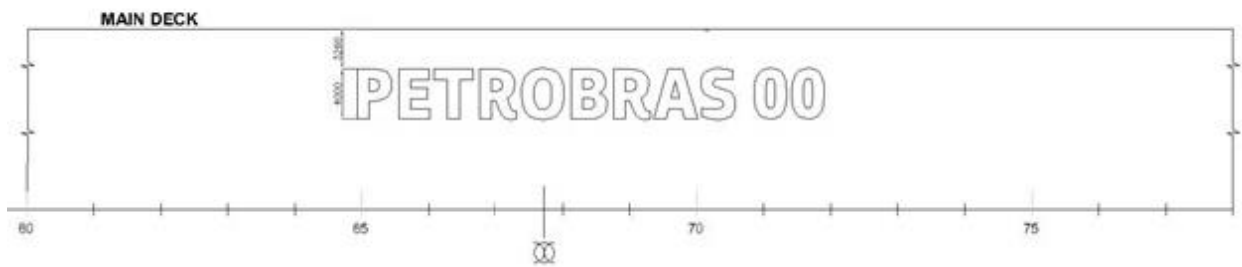


Figure 8 - Starboard location of FPSO name

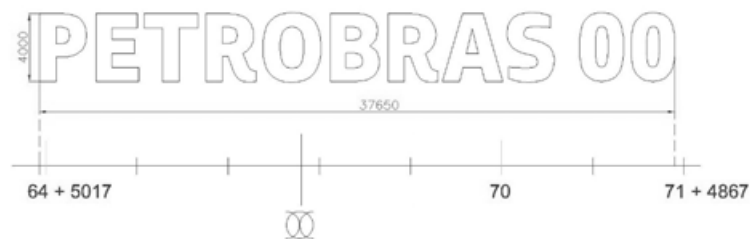


Figure 9 - Starboard FPSO name detail

3.4 BOW PORT SIDE AND STARBOARD MARKS

All letter shall be painted in white.



TECHNICAL SPECIFICATION

Nº I-ET-3010.2E-1350-940-P4X-001

REV. A

AREA: -

SHEET: 8 of 11

TITLE: FPSO NAME

INTERNAL

ESUP

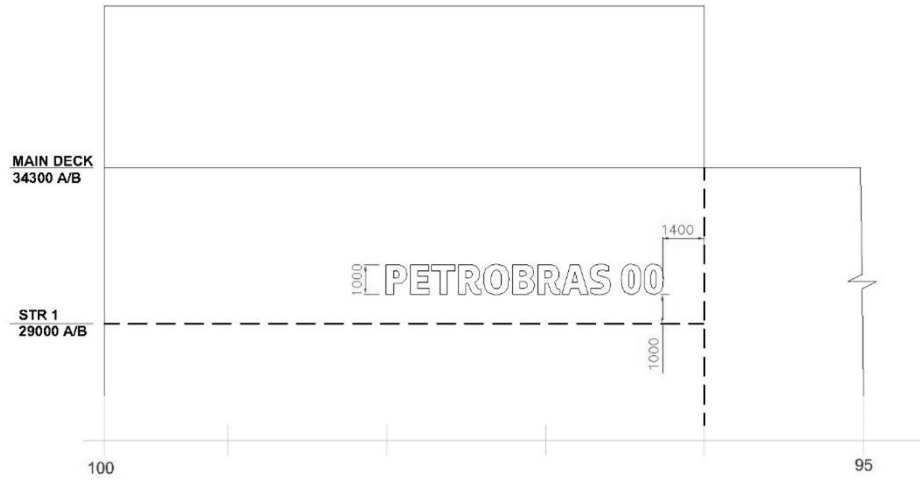


Figure 10 - Location of the bow port side FPSO name



Figure 11 - Location of the bow starboard FPSO name



Figure 12 - Detail of the FPSO name at bow



3.5 BOW TRANSOM

All letter shall be painted according to the colors pantone defined in reference [2] (DR-ENGP-I-1.15, COLOR CODING).

The letters shall be located in a way that no scupper or overboard discharge shall damage the painting.

Welding bead shall be as follows for all contours of the letters, symbols and regions in order to allow easy maintenance of Petrobras logo during the Unit's entire life.

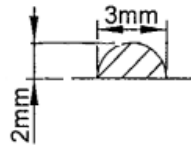


Figure 13 - Welding Bead

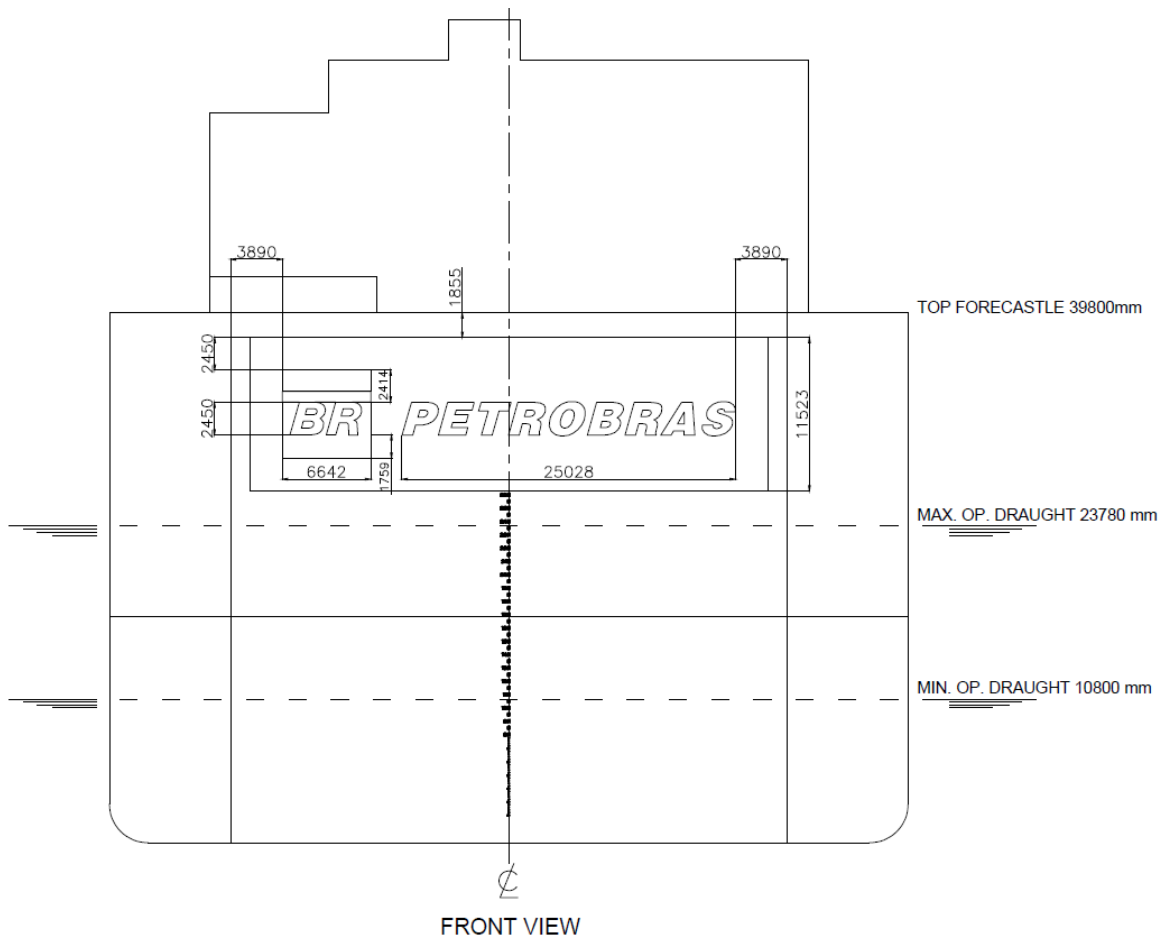


Figure 14 - Bow Transom View

The Petrobras logo shall be made according to reference [2] (DR-ENGP-I-1.15, COLOR CODING).

Inside the exclusion area is not allowed to have any other marks, such as draft marks.



TECHNICAL SPECIFICATION

Nº I-ET-3010.2E-1350-940-P4X-001

REV. A

AREA: -

SHEET: 10 of 11

TITLE: FPSO NAME

INTERNAL

ESUP

The final Petrobras logo welded and painted on hull can be viewed in figures 15 to 17.




Figure 15 - Sample of Bow Transom Logo and Starboard Marks

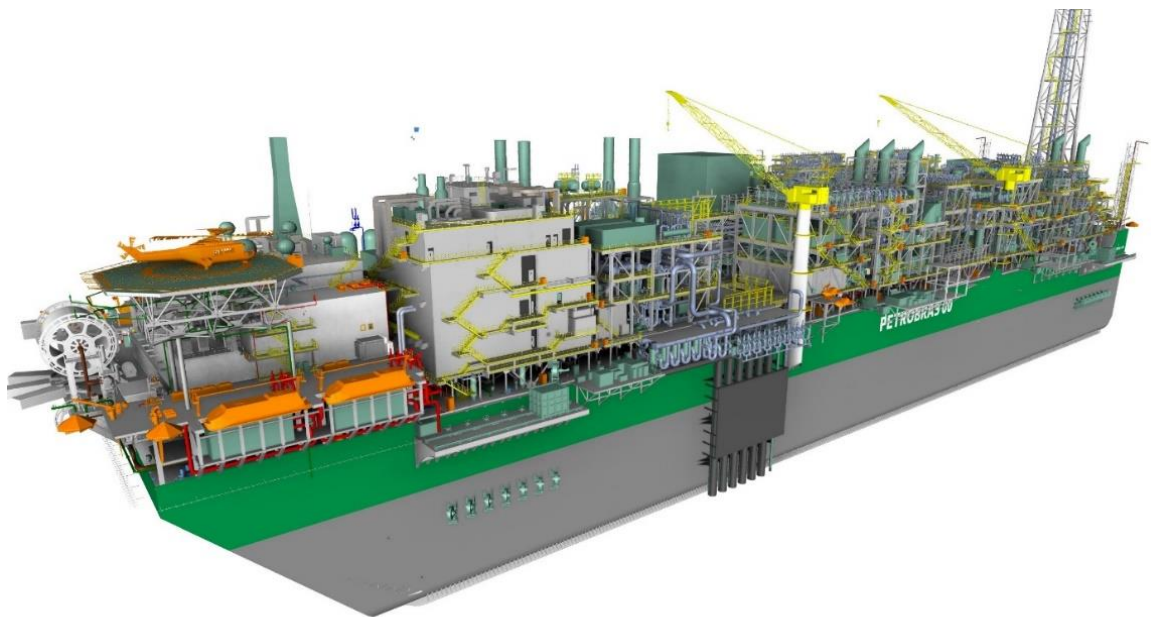


Figure 16 - Sample of Starboard Marks



TECHNICAL SPECIFICATION

Nº

I-ET-3010.2E-1350-940-P4X-001

REV.

A

AREA:

-

SHEET:

11 of 11

TITLE:

FPSO NAME

INTERNAL

ESUP




Figure 17 - Sample of Portside Marks

4 PETROBRAS LETTER TYPE AND LOGO

To obtain the letter type Petrobras Sans Xbold and the vectorized Petrobras logo the contractor shall follow the following instructions:

Go to https://marca.petrobras.com.br/portal/marca/pt_br/autenticacao/cadastro.htm and fill the form. Petrobras will provide the necessary information.